


features

- 6 Configurations
- Inductance to 11mH
- Toroidal Construction
- Up to 50 V μ S E τ
- Fully Encapsulated
- PCB Mounting
- Industry Standard Pinout
- Isolation to 500VDC
- UL 94V-0 Package Material
- Custom Parts Available

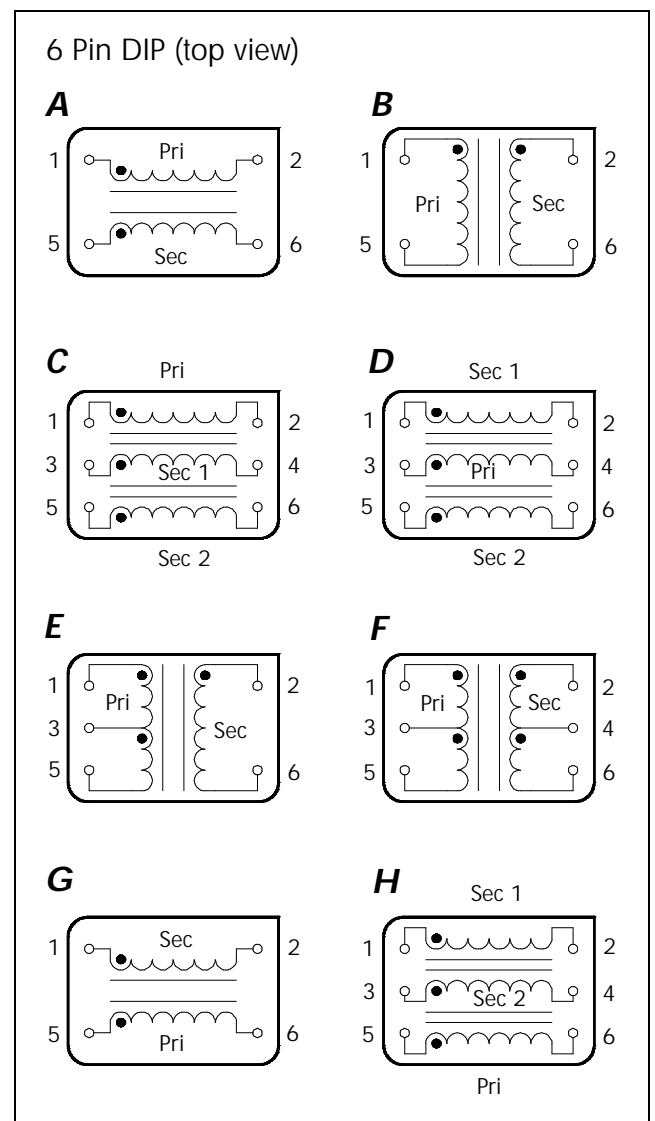
description

The 766 series is a comprehensive range of general purpose pulse transformers. Common applications include line coupling, matching or isolating. The devices can also be used in small isolated power supplies and also as common-mode chokes in filtering applications. Parts designed to meet EN60950 can be made available on request.

Please contact the technical support desk to discuss your requirements.



pin connections



766 SERIES

Pulse Transformers

absolute maximum ratings over operating free air temperature range

Operating free air temperature range 0°C to 70°C
 Storage temperature range -60°C to 125°C
 Lead Temperature 1.5mm from case for 10 seconds 300°C
 Isolation voltage (flash tested for 1 second) 500VDC

electrical specifications over operating free air temperature range

Parameter	Part Number							Units
	76600/1	76600/2	76600/3	76600/4	76601/1	76601/2	76601/3	
Turns Ratio $\pm 2\%$	1:1	1:1	1:1	1:1	1:1	1:1	1:1	
Primary Inductance (min.)	2060	492	219	50	2060	492	219	μH
Primary E_T Constant (min.)	17.50	8.50	5.50	4.00	17.5	8.50	5.50	$V\mu\text{s}$
Leakage Inductance (max.)	0.60	0.30	0.25	0.20	0.60	0.30	0.25	μH
Interwinding Capacitance (max.)	35	20	12	10	35	20	12	pF
DC Resistance (max.)	1.50	0.80	0.50	0.40	1.50	0.80	0.50	Ω
Pin Connection Style	A				B			
Package Style	3							

Note : All data taken at $T_A = 25^\circ\text{C}$.

electrical specifications over operating free air temperature range

Parameter	Part Number							Units
	76601/4	76601/5	76601/6	76601/8	76601/9	76601/12	76601/16	
Turns Ratio $\pm 2\%$	1:1	1:1	1:1	1:1	1:1	1:1	1:1	
Primary Inductance (min.)	50	23	9.5	1000	11mH	850	4000	μH
Primary E_T Constant (min.)	4	2.5	6	12	51	20	50	$V\mu\text{s}$
Leakage Inductance (max.)	0.20	0.20	0.20	0.30	65	0.30	0.60	μH
Interwinding Capacitance (max.)	10	8	10	25	5	50	45	pF
DC Resistance (max.)	0.40	0.30	0.40	0.30	5.00	0.30	1.50	Ω
Pin Connection Style	B							
Package Style	3							

Note : All data taken at $T_A = 25^\circ\text{C}$.

766 SERIES

Pulse Transformers

electrical specifications over operating free air temperature range

Parameter	Part Number							Units
	76601/20	76601/23	76601/24	76602/1	76602/2	76602/3	76602/5	
Turns Ratio $\pm 2\%$	1:1	1:1	1:1	1:1:1	1:1:1	1:1:1	1:1:1	
Primary Inductance (min.)	20.1	938	11.7mH	2060	492	219	23	μH
Primary E_T Constant (min.)	2.5	10.5	50.5	17.5	8.5	5.5	2.5	$V\mu\text{s}$
Leakage Inductance (max.)	0.20	0.20	0.40	0.60	0.30	0.25	0.20	μH
Interwinding Capacitance (max.)	5	35	80	35	20	12	8	pF
DC Resistance (max.)	0.20	0.15	1.35	1.50	0.80	0.50	0.30	Ω
Pin Connection Style	B			C				
Package Style	3			1				

Note : All data taken at $T_A = 25^\circ\text{C}$.

electrical specifications over operating free air temperature range

Parameter	Part Number							Units
	76602/6	76602/8	76602/9	76603/3	76604/1	76604/5	76605/1	
Turns Ratio $\pm 2\%$	1:1:1	1:1:1	1:1:1	2:1	2:1	2:1	2:1:1	
Primary Inductance (min.)	9.5	469	5870	219	1970	23	2160	μH
Primary E_T Constant (min.)	6	10.5	37.5	5.5	17	4	18	$V\mu\text{s}$
Leakage Inductance (max.)	0.20	3.50	0.90	0.60	1.60	0.40	1.60	μH
Interwinding Capacitance (max.)	10	3	60	8	20	10	20	pF
DC Resistance (max.)	0.40	0.40	1.70	0.50	1.50	0.30	1.50	Ω
Pin Connection Style	C			G	B		D	
Package Style	1			3			1	

Note : All data taken at $T_A = 25^\circ\text{C}$.

766 SERIES

Pulse Transformers

electrical specifications over operating free air temperature range

Parameter	Part Number							Units
	76605/2	76605/6	76605/7	76606/1	76607/3	76608/9	76610/1	
Turns Ratio $\pm 2\%$	2:1:1	2:1:1	2:1:1	3:1	3:1	3:3:2	4:1	
Primary Inductance (min.)	540	9.5	1020	1970	251	400	2160	μH
Primary E_T Constant (min.)	9	6	18	17	6	9.5	18	$V\mu\text{s}$
Leakage Inductance (max.)	0.80	0.40	2.00	1.80	1.00	0.50	2.80	μH
Interwinding Capacitance (max.)	10	8	30	15	5	15	12	pF
DC Resistance (max.)	0.80	0.40	1.50	1.50	0.50	0.20	1.50	Ω
Pin Connection Style	D			G	B	H	B	
Package Style	1			3		1	3	

Note : All data taken at $T_A = 25^\circ\text{C}$.

electrical specifications over operating free air temperature range

Parameter	Part Number							Units
	76610/4	76610/6	76613/1	76613/2	76613/3	76614/1	76614/3	
Turns Ratio $\pm 2\%$	4:1	4:1	1CT:1	1CT:1	1CT:1	2CT:1	2CT:1	
Primary Inductance (min.)	90	9.5	1970	540	219	1970	125	μH
Primary E_T Constant (min.)	5	6	17	9	5.5	17	6	$V\mu\text{s}$
Leakage Inductance (max.)	1.00	1.20	0.70	0.40	0.30	1.00	0.50	μH
Interwinding Capacitance (max.)	5	5	36	22	13	35	12	pF
DC Resistance (max.)	0.40	0.40	1.60	0.90	0.60	1.50	0.50	Ω
Pin Connection Style	B		E					
Package Style	3		2					

Note : All data taken at $T_A = 25^\circ\text{C}$.

766 SERIES

Pulse Transformers

electrical specifications over operating free air temperature range

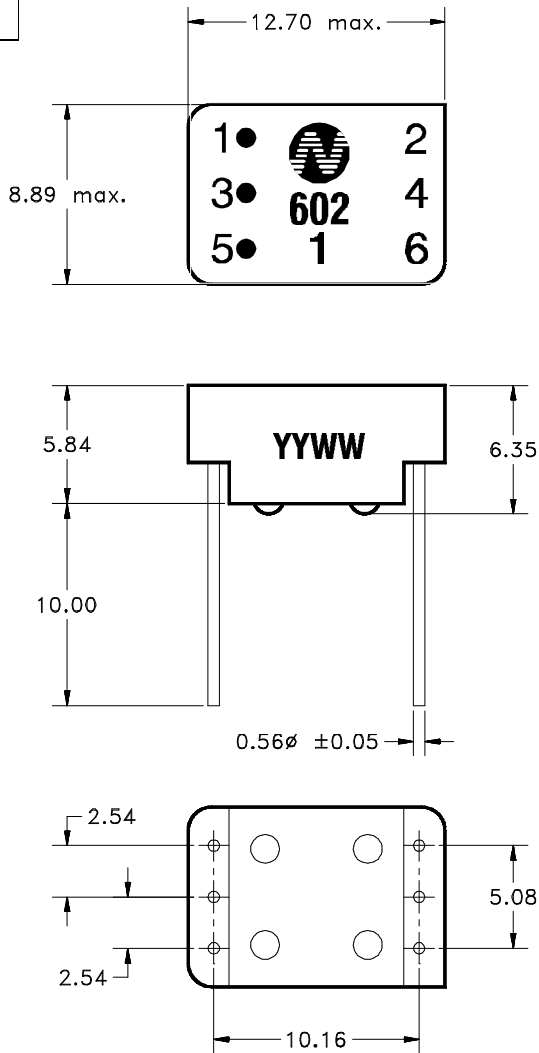
Parameter	Part Number							Units
	76614/7	76615/1	76615/6	76616/1	76616/2	76616/3	76616/8	
Turns Ratio $\pm 2\%$	2CT:1	1CT:1CT	1CT:1CT	1CT:2CT	2CT:1CT	2CT:1CT	1CT:2CT	
Primary Inductance (min.)	415	3200	400	1800	1710	4350	7600	μH
Primary E_T Constant (min.)	16	45	9.5	15.5	50.5	23	30.5	$V\mu\text{s}$
Leakage Inductance (max.)	0.20	2.00	85	1.00	3.00	3.00	0.80	μH
Interwinding Capacitance (max.)	15	27	3	20	20	20	25	pF
DC Resistance (max.)	0.30	1.00	0.30	1.00	1.00	1.00	1.80	Ω
Pin Connection Style	E	F						
Package Style	2	1						

Note : All data taken at $T_A = 25^\circ\text{C}$.

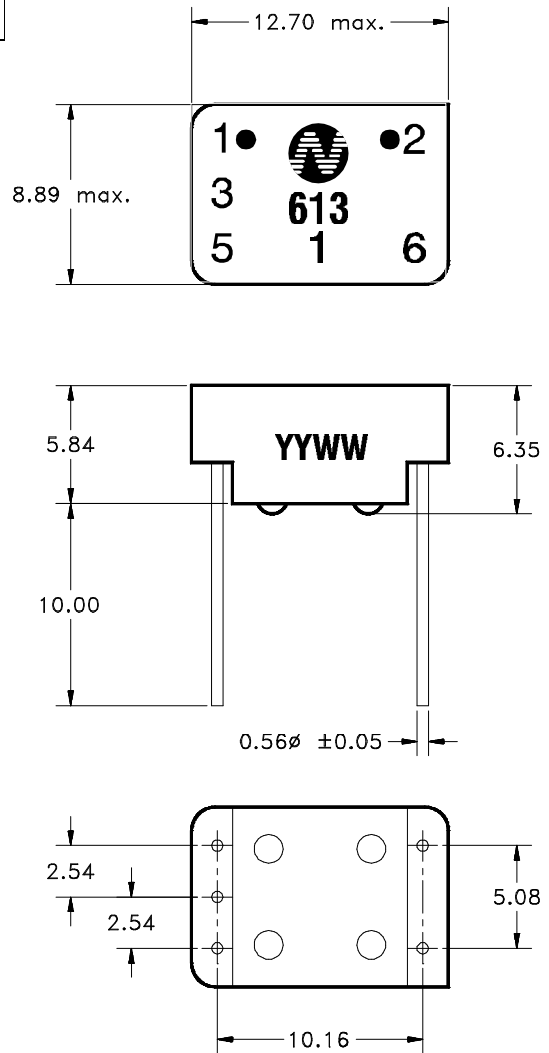
outline dimensions

6 Pin DIP package style

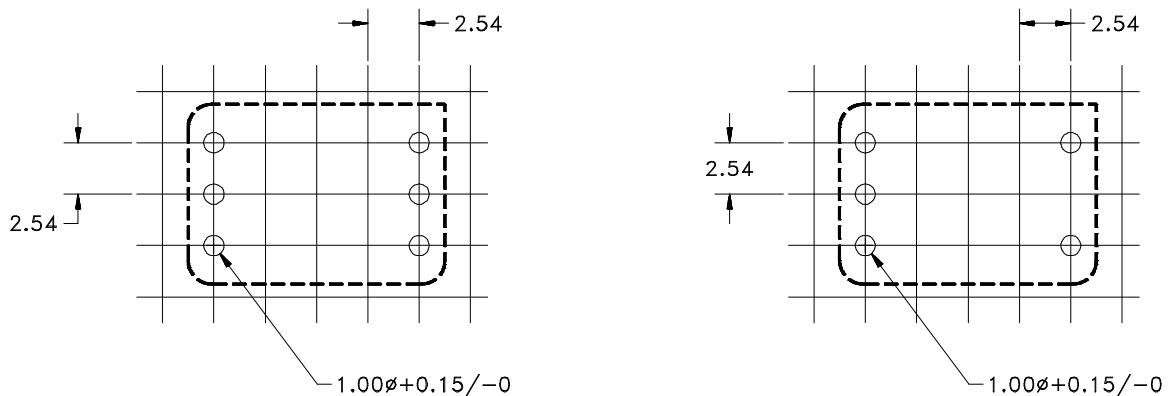
1



2



recommended footprint details



All pins on a 2.54mm pitch.

All dimensions in mm XX.X ± 0.50, XX.XX ± 0.25

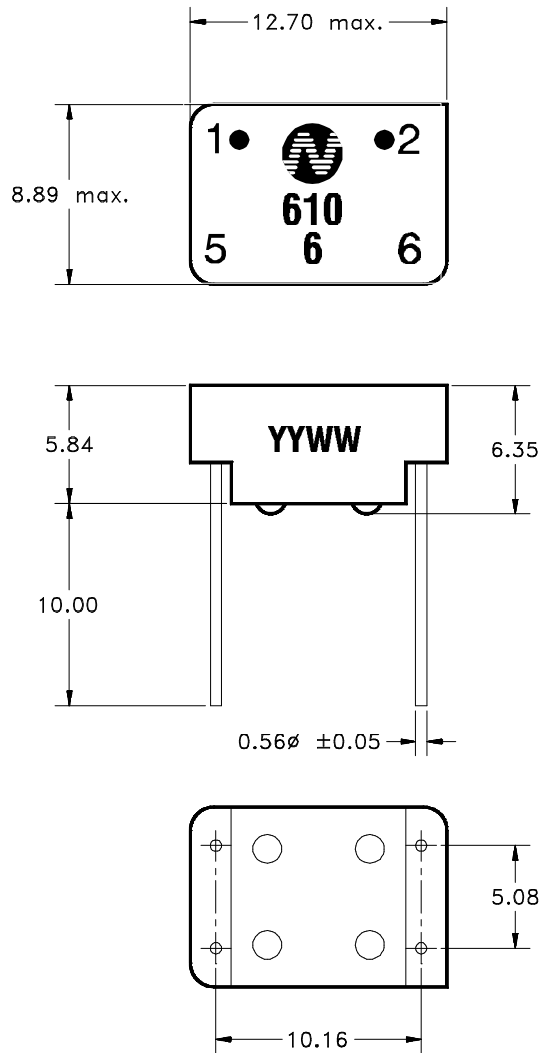
766 SERIES

Pulse Transformers

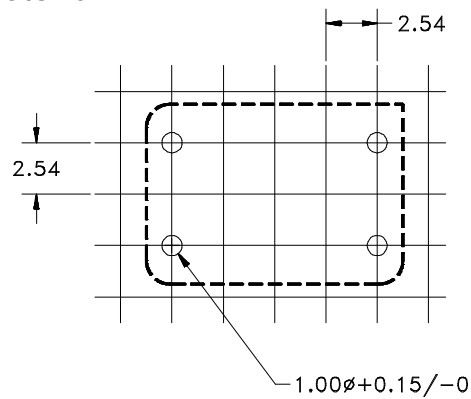
outline dimensions

6 Pin DIP package style

3



recommended footprint details



All pins on a 2.54mm pitch.

All dimensions in mm XX.X ± 0.50 , XX.XX ± 0.25